

Camp Cris Dobbins

www.denverboyscouts.org




2011 Leader's Guide

Camp Cris Dobbins, Denver Area Council, Boy Scouts of America

Greetings Fellow Campers!

I would like to thank your unit for selecting Camp Cris Dobbins as your summer camp destination for 2011. I firmly believe that summer camp plays an important role in a Scout's advancement, as well aiding their growth in life skills and experiences. Our staff will make every effort to make your decision to join us at Cris Dobbins such a memorable experience that you and your Scouts will want to return year after year.

In an ongoing effort to provide the best program possible, we have continued to make improvements to both our facilities and also program offerings. The construction on our new shooting ranges is now finished, improvements have been made to our roads, and we will be offering more class periods of popular merit badges to help decrease student to instructor ratios. Rest assured that as we move towards this summer, we will continue to develop areas where you and your Scouts will experience Scouting in the finest facilities in the region.



The objective of this guide is to help you and your unit prepare for a great week at summer camp. You will find information about merit badge registration, camp fees, and program offerings in this pamphlet; so please read it over carefully.

So get ready for your first summer camp experience of the second hundred years of Boy Scouts of America. We will be ready for you! If you have any questions or need additional information, please contact the Denver Area Council Camping department at 303-455-5522 for assistance.

Happy Camping!
Alex Hughes
Director, Cris Dobbins
ahughes@denverboyscouts.org

TABLE OF CONTENTS

History		<i>Camp Commissioners</i>	20
<i>About Peaceful Valley</i>	4	<i>Uniform and Attire in Camp</i>	20
<i>History of Peaceful Valley</i>	5	<i>Visitors</i>	20
		<i>Mail for Campers</i>	21
Registration		<i>Camp Contact</i>	21
<i>Camp Fees</i>	8	<i>Internet Connectivity</i>	21
<i>Adult Leader Fees</i>	8		
<i>Super Troop” Information</i>	8	Arriving at Camp	
<i>Online Account</i>	8	<i>Check-in Procedure</i>	22
<i>Camper Scholarships</i>	10	<i>Adult Leader Check-in</i>	23
<i>Refunds</i>	10	<i>Identification</i>	23
<i>Damaged Equipment Fees</i>	10	<i>Program Overview</i>	23
<i>Pre-Camp Leader Meeting</i>	10	<i>Daily Schedule</i>	24
		<i>Merit Badge Offerings</i>	26
Health and Safety		<i>Additional Aquatics</i>	
<i>Youth Protection Policies</i>	11	<i>Information</i>	29
<i>Health / Medical Information</i>	12	<i>Other Programs</i>	30
<i>Medication Policy</i>	12	<i>Trading Post</i>	32
<i>Emergency / Medical Care</i>	13	<i>Merit Badge Fees</i>	33
<i>Emergency Procedures</i>	14		
<i>Accident / Sickness Insurance</i>	15	Additional Information and Forms	
<i>Motor Vehicles and Parking</i>	15	<i>Lost and Found</i>	33
<i>Unit Leader First Aid</i>	16	<i>Driving Directions</i>	33
<i>Other Health / Safety Concerns</i>	16	<i>Guiding Principles of Camp</i>	34
<i>Buddy System</i>	16	<i>Employment Opportunities</i>	34
<i>Homesickness</i>	16	<i>Youth Protection Information</i>	
<i>Bicycle Policy</i>	17	<i>for Parents</i>	35
		<i>Camp Cris Dobbins Map</i>	36
Preparing for Camp		<i>2012 Reservation Form</i>	37
<i>Troop Equipment</i>	18	<i>2011 Registration Form</i>	38
<i>Personal Equipment</i>	18	<i>Payment Schedule and</i>	
<i>Provided Equipment</i>	19	<i>Campsite Capacity</i>	39
<i>What Not to Bring to Camp</i>	19	<i>PVA Permission Slip</i>	40
<i>Campers with Special Needs</i>	19	<i>Swim Check Form</i>	41
<i>Special Diets</i>	19	<i>Scuba Diving Medical Form</i>	43
<i>Swim Check</i>	20		

Please direct any questions you might have about Camp Cris Dobbins to the Denver Area Council Camping Department. Phone: 303-455-5522 or Fax: 303-455-4689 or mailing address: 10455 W. 6th Avenue, Suite 100, Denver, CO 80215.

About Peaceful Valley Scout Ranch



Peaceful Valley Scout Ranch is located in central Colorado, 65 miles southeast of Denver, a few miles south of the town of Elbert. The Ranch consists of 3,316 acres of mountain park terrain at 7,000 feet in elevation along the Palmer Divide in the Black Forest. Peaceful Valley also functions as a working ranch throughout the year, with over 1,000 acres devoted to farming and grazing. There are three different scout camps located on Peaceful Valley, with a description of each located below.

Camp Cris Dobbins

This camp offers your traditional dining hall style summer camp that provides a level of enthusiasm and Scouting spirit that can't be matched. With a commitment to high quality merit badge instruction and programs that will challenge any Scout's abilities, Cris Dobbins is where the Scout Oath and Law come to life.

Camp Cortlandt Dietler

Our "back to basics" patrol cooking adventure camp is one of the best in the country! This theme can be seen throughout a program that focuses on traditional Scouting skills. The program is designed to build and strengthen the troop and patrol methods while advancing scouts outdoor knowledge. The camp provides unique learning opportunities and specialized adventure activities that can only occur in this long-term camp environment.

Magness Adventure Camp

Our Cub Scout camp, located on the west side of the ranch, offers three-day Cub Scout programs twice weekly. The program for 2011, "Magness Medieval Adventures," will feature new and exciting activities for every participant while expanding their Scouting skills. All Cub leaders should check the council to get the latest details.

A Brief History of Peaceful Valley

For thousands of years, the Arapaho and Kiowa Indians inhabited the land that is now Peaceful Valley Scout Ranch. A few signs of their time remain with us. Before the Spanish brought horses to North America, hunters on foot would drive buffalo over small cliffs, known as buffalo drops. On the ranch mesa, it is still possible to see signs of both buffalo wallows and drops.

In the late 1800s, the Native Americans were forced from their ancestral lands by European settlers. These early frontiersmen built small homesteads, traces of which can still be found in several isolated parts of the ranch. One of the more visible ruins is located in the valley below Ship Rock.



Early settlers found many things they needed to establish their homes. Maps of Colorado from the turn of the century show a saw mill just south of the ranch. The ranch had a good stand of white pine, which was used for lumber to build many of the buildings in Elbert, and also in Denver and Colorado Springs. However, all the white pine was logged off, and none can be found on the ranch today.

The farms in the valley around 1900 were very productive, thanks in large part to Kiowa Creek. The creek is still considered to be one of the best water sources in the county. For awhile, potato farming worked well on mesa fields, but an infestation ended that crop. Dairy cattle were a mainstay of many farms; an old milk house was found on the ranch but has since been removed.

The Kiowa Creek valley was so prosperous that a railway was constructed in the early 1900s. The "New Orleans and Colorado Springs Line" gave farmers a link to markets in both Denver and Colorado Springs. In 1935, the railroad was heavily damaged by flooding, and not repaired. Another flood in 1965 washed away the remaining structures, but traces of railroad bridge pilings can still be found on the ranch near the horse stables, and occasional sections of roadbed are visible on the east side of the valley.

As the valley grew, so did the farms and ranches. Our ranch buildings help to tell the story. In the late 1800s, the ranch owners and their large family lived in a one-room cabin just south of Elbert, on the north end of what became known as Peaceful Valley Ranch. In the 1920s, the owners constructed a three-bedroom home known today as the Bunkhouse. Today's ranch house followed, in the early 1930s. This four-bedroom home was built from a kit purchased from Sears and Roebuck! The barn was built in the same period. Horses were kept on the second level, reached by a large earthen ramp. Cattle were kept on the lower level. If you visit the barn, note the heavy timbers that support the second floor.

The Beginnings of Scouting at Peaceful Valley

In the 1950s, the Scouting movement was expanding rapidly, along with the nation's postwar population. The Council's existing Camp Tahosa was too small to support the future needs of the Denver area, and the search for a replacement began. In 1961, the Council purchased the 2,500 acre Peaceful Valley Ranch from the Abrahamson family.

Initial construction of Scout facilities took place in 1961-1963. Some of the old ranch buildings and equipment were removed and roads were opened. The brown lodge buildings we use today were constructed from kits. The Navy SeaBee's, as part of their training process, provided most of the labor; a memorial to them can be found near the office at Dobbins. In 1965, Peaceful Valley Scout Ranch opened to campers. Tahosa was still the Council's main camp, so activity and expansion was limited to unit camping and a very small summer operation.

Peaceful Valley Develops

Toward the end of the 1970s, the Council concluded that Tahosa would need to be replaced soon. Facilities at PV were expanded as much as the limited budget would permit. The Gates family, which had long operated prosperous rubber-products plants in Denver, funded construction of the old swimming pool. These remains are located southeast of headquarters.

The first "real" summer camp took place in 1981 -- four weeks of camp, and a total of 480 campers! Food was prepared at the ranch house, which had become the ranger's home, and delivered to camp. Campers ate in a tent, and got their meals from a counter located in what is now the Jackson QM (named in honor of Sam Jackson and his wife, Edna, the first ranch rangers and operators of that early camp). Camp was great, and the drive to expand had started!

In 1983-1984, a 19 acre lake, at the site of a flood control dam, was dedicated to Harold Silver, a past council president. The current William R. Kephart Dining Hall opened in 1986. Mr. Kephart was Scout Executive in that period, and was a major force behind the expansion of PV.

The original camp facilities were renamed in honor of Cris Dobbins, who was a major contributor for the expansion. He had been successful in the energy business. On his death in 1987, he left a major endowment fund to the Council, with the stipulation that its income be used only for camp maintenance.

During the late 1980s, development of what is now Camp Dietler began. The camp opened as Camp Colorado in 1990. It was renamed Camp Cortlandt Dietler in 1993. Mr. Dietler, who owned an oil and gas company, and was an active member of the Council Board of Trustees, made a generous gift to support programs at Camp Dietler.

As the Council grew, the need arose for a dedicated Cub Scout camping facility. Planning began for development of a new camp on the west side of the ranch. Initial construction took place during 1992-1993. The facility opened as Camp Adventure in the summer of 1994. In 1996, shortly before his death, it was renamed for Bob Magness, a very successful Denver cable television operator.

Development continued at Dobbins, also. In the late 1990s, the Travis Shooting Sports facility was developed. Mr. Gates provided funding for a new swimming pool, which opened in the summer of 2000, to replace the pool built with his earlier gift. In 2004, about 670 additional acres were purchased with a gift from the Gates Foundation to provide for future expansion. In 2006, the first programs at the Gates Outpost Camp were introduced as part of the Camp Dobbins program. Also, in 2006, Chuck Forsyth, the camp ranger for 25 years, retired leaving a legacy of service to the Denver Area Council and Peaceful Valley Scout Ranch. Much of this history was provided by Chuck.

Peaceful Valley remains a working ranch. Approximately 1,000 acres are set aside for crops and cattle. The rancher, who lives in buildings just north of the Magness entrance, runs about 70 cow-calf pairs on the land. The “cash crops” of alfalfa, wheat, and oats are used to feed ranch livestock, as well as for sale. Income from the ranching operation helps provide for ranch maintenance and operation.



Camp Fees and Registration

Camp Fees

To register for Camp Dobbins, your troop may reserve space in camp by paying a \$100.00 reservation fee. The total fee for 2011 is \$240 for Denver Area Council Scouts and \$260 for Out of Council Scouts. The payment schedule for 2011 is as follows:

Campsite Reservation Fee: \$100.00 per unit (applied to final payment)

First Payment \$30 per Scout (non-refundable) due October 29, 2010

Second Payment \$70 per Scout due March 7, 2011

Third Payment \$70 per Scout due April 4, 2011

Final Payment Balance due May 2, 2011

Total Payment: \$240.00 for Denver Area Council Scouts
 \$260.00 for Out of Council Scouts



Adult Leader Fees

Each troop is required to have **one adult per 10 Scouts**, with a **minimum of two adults**. While the adults may rotate, this minimum leadership must be present at all times. The fee for adult leaders is \$120 per week or \$24.00 per day. Two adult leaders' fees will be covered by the Denver Area Council.

“Super Troop”

Please let your unit families know about our unique Super Troop program! Super Troop is a provisional troop composed of Scouts who either cannot attend with their unit or wish to attend a second week. To help with supervision, the camp provides a trained adult Scoutmaster to guide and help the scouts throughout the week. Scouts in these units are often those most interested in Scouting, making the week an outstanding experience! Interested Scouts should contact the Frederic C. Hamilton Scout Headquarters for availability, and register directly. Cost is \$250 per Scout.

Your Online Account

Peaceful Valley uses online registration for entering rosters, unit information, and pre-camp signup for all merit badge classes. If your unit does not have internet access, you will be able to handle rosters and class registration by mail. Sometime after we have received your March 7th and April 4th payments, we will be sending you all of the information you will need to register online. To be fair to all units, the online registration will be opened on April 18, 2011.

Camp Dobbins uses an online registration system through a partnership with the Doubleknot Company. After you have made your April payment, you will be receiving your “User ID Number and “Password” from Doubleknot. You will need this information to sign up your Scouts for their merit badges. Again, online registration will open on April 18, 2011.

Online Registration

Once you proceed, keep in mind that even if no payment is due, your merit badge registration, including all changes and updates, will not be saved until you complete registration process by clicking the button “Complete Registration Step 1 of 2” and then “Purchase”. If you feel you have already made the appropriate payments, you still need to “Pay by Mail” to complete the process and save any changes. Doubleknot Instructions are as follows:

- Go to www.doubleknot.com
- **Under My Information**, click on View Registrations (1).
After clicking on View Registration, the next screen is View Registrations.
- **Click on View Details**
View Registration Details. This is the troop’s information. Click on update. This is the screen where you can make changes, sign up for merit badges, etc.
- **Register Individuals**, click on this button. (Must be done before signing up for merit badges.)
- Click on **Add Name**, another screen will appear, type in first name, last name. Save. After completion under “Attendee Type” highlight one of the following: “in-council Scout”, “out of council Scout” or “adult”. Then click on Attendee Box. Then click continue and continue again. These procedures must be completed before Scouts can be signed up for merit badges.
- Click on **Register for Activities**. You can now register your Scouts for merit badge classes.
- Click on **Register by Individual**. Next to the Member Name box, click on name of Scout. Next you will click on “Add Classes”, select his badges. You will click on continue, continue again and continue one more time.
- **Complete Registration Step 1 of 2**. Click on this box.
- Screen with “**Billing Heading**” will appear, if you are not making a credit card payment, click on the offline/mail button. You will scroll down again; check the box which says by clicking in the check to the left, etc. Click on purchase.
- Next screen – registration, click done.
- The final screen “**Payment Details Registration**”, click on done.

If all of the procedures are followed, all of your changes will be saved. Remember, each time you make any additional changes; you must complete the entire procedure. If you need any additional information or have any concerns, please feel free to contact our Camping Registrar, Mary Ann Romero, at 303-455-5522 x 2111 or mrromero@denverboyscouts.org. There will be a computer available at camp for any changes that need to be made to the schedule on Sunday.

Scholarship

Requests for camperships must be made in writing to the Council Camping Committee detailing why this particular Scout needs financial assistance. A campership application can be requested from the Frederic C. Hamilton Scout Headquarters. All requests should be made prior to April 1, 2011. Scholarships cannot be given after attending camp. The campership is only for Scouts of the Denver Area Council.

Refunds

The \$30.00 per Scout deposit is non-refundable at any time, but may be applied to other troop members as long as the unit's total registration count does not go down. If a cancellation is made prior to June 1 – Participants will receive a full refund less a \$30.00 non-refundable deposit. After June 1 – No fees will be refunded. If a physician provides a letter stating that the participant cannot attend for medical reasons, or the unit leader provides a note stating that there was a death in the immediate family, participants will receive a full refund less the \$30.00 non-refundable deposit.

If a Scout becomes ill or is injured while attending camp, and is sent home by order of the camp medical director, prior to Wednesday, the Scout will be entitled to a 50% refund. If the Scout is sent home after Wednesday, there will be no refunds. Scouts, who leave camp for behavior issues or by their own choice or for other reasons, will not be granted a refund. All refunds should be requested in writing by the unit's Scoutmaster or committee chairperson.

Damage to Camp Equipment and Facilities


Each unit is responsible for taking care of the camp equipment that has been assigned for their use. In the case of damage to this equipment, the unit and unit leaders are responsible for paying for repairs or replacement. You and your campsite host will jointly inspect all tents and equipment when you arrive and will then check the equipment when you leave. Fees will be charged for damage on the basis of repair costs or replacement costs estimated by the Camp Director.

Pre-Camp Leader Orientation Meeting

There will be one leader orientation meeting. It will be held on Saturday April 2nd at 9:00 a.m. in the Anschutz Conference Center located in the Frederic C. Hamilton Scout Headquarters (10455 W. 6th Ave, Suite 100, Denver, CO 80215). It is very important that a unit representative attends this meeting. The camp staff values the input from unit leaders on the program and will go over any questions leaders have regarding summer camp. If your unit is unable to send a participant, please direct questions to the Camping Department.

Health and Safety

Youth Protection Training for Adults



All registered leaders listed on the Unit Adult Registration form and who will be remaining on the ranch for more than 24 hours must have a current Youth Protection Training Certificate. Certification is valid for three years. Leaders who have not been through the training will be required to take youth protection training when they arrive at camp. The Youth Protection Training course can be taken online or at camp when you arrive if you have not already taken the course. This requirement is to be verified by the Scoutmaster before camp.

Youth Protection Guidelines for Camp

- **Sleeping Arrangements.** Scouters and Scouts must sleep in separate tents. A Scouter may sleep with his/her son, but not with other youth. All Scouts must have at least one tent-mate.
- **Showers and Locker Rooms.** Scouters and campers over 18 must use designated adult shower facilities. Units must establish separate adult/youth shower times at Camp Dietler. Youth shall not use adult facilities.
- **Discipline and Treatment.** Scouts will not be subjected to physical harm or discipline, fear, or intimidation. Scouts will not be roughly handled, struck, or shaken. Separation will be brief and appropriate to the age and circumstance, and in a safe and comfortable place within hearing distance of an adult. Meals may not be denied as punishment.
- **Language.** Verbal abuse, discriminatory or derogatory remarks, and off-color conversation shall not be tolerated.
- **Leader Conduct.** Scouters should avoid unnecessary or inappropriate physical contact with Scouts. Two-deep leadership is required. Any one-on-one meeting must be held in a public setting.
- **Abuse to be Reported.** Any Scouter who becomes aware of actual or possible child abuse is required by Colorado law to make a report. Contact ranch management immediately. They will evaluate the situation, and proceed in accordance with legal requirements, and BSA policies.
- **Discrimination.** Peaceful Valley Scout Ranch and the Denver Area Council, B.S.A. is an equal opportunity facility that does not discriminate on the basis of age, sex, color, race, creed, or religion. All participants shall observe this code while on the ranch.

Health and Medical Information

All participants (youth and adults) attending Camp Dobbins must complete an Annual BSA Health and Medical Record supplied by the Denver Area Council, BSA. This medical form is available at the Frederic C. Hamilton Scout Headquarters or on the website, www.denverboyscouts.org. The medical form can be reproduced, but not altered in any way.

All campers and leaders staying at camp 72 hours or more must complete Parts A, B and C of the Annual BSA Health and Medical Record. Adult leaders staying at camp less than 72 hours must provide Parts A and B medical history, a brief health history that does not require a physician's signature.

Youth participants will individually turn in their Parts A, B and C of the Annual BSA Health and Medical Record when they go through the check-in process. To ensure that forms are available, most troops collect the forms before camp; however, you must then distribute them back to the Scouts for the medical check-in. Adult leaders must also turn in their medical form during check-in or upon arrival at camp if not with the unit.

Shortly after check-in, the medical director will give the unit leader a written list of participants with incomplete or missing medical records. The unit leader will be asked to take the necessary steps to correct deficiencies within 24 hours.

Youth participants without **COMPLETED** Parts A, B and C of their Annual BSA Health and Medical Record and properly signed as of 5:00 p.m. Monday must be picked up Monday night by the parents, or taken home by unit leaders. There is no fee refund.

Medical examinations for youth and adults are good for one year from the date of the doctor's examination. It is the responsibility of the Scout or troop to make copies of the medical form for future use. All medical forms become the property of the Denver Area Council and will **NOT** be returned to you at the end of the week. Medical forms used last year are archived and not available for use in the following season. All participants must provide a completed medical form for every year they attend camp.

Medications

Under Colorado Law, medications for youth must be securely stored and dispensed by the camp medical staff. All medications must be turned into the camp medical staff and then dispensed to the campers (or their parent) by the camp medical staff. During the check in process, all Scouts must individually check in all their medications. If medications are collected by a unit leader before arrival, please distribute them back to Scouts at check in time. Inhalers, bee-sting kits or similar emergency items will be inspected at check in, but can be held by the Scout.

All medications checked in must be in the original containers, marked with the Scout's name and troop number and original medication information. Do not cover up the information and instructions on the medication. Dosages and schedules to be followed in camp must be the same as on the package; changes must be stated in writing. Medication in pillboxes and non-original containers will not be accepted. Please send only enough medication for the doses that will be administered for the week. The camp medical staff will work with the Scoutmaster to ensure that Scouts are taking their medications. The Scoutmaster will receive medication times during check in and will be notified if any Scouts miss their medication.

Emergencies & Medical Care

Every precaution is taken to insure a healthy and safe camping experience for all Scouts attending Peaceful Valley Scout Ranch. However, accidents do occur. The ranch medical staff will be responsible for initiating care of all medical situations. Basic treatment within the scope of the camp medical staff will be provided at no additional cost.

The medical staff is available at all times. Unit leaders should contact the medical staff or any Leadership Team member for assistance, even in emergencies. **DO NOT CALL 911!** If a non-emergency problem arises, such as an illness that is beyond the scope of our medical technicians, we will contact the parents and unit leader. The parents and unit leaders must then arrange for care, and transport the Scout to a medical facility. We are not able to provide transportation for such situations. The costs of such care must be paid by the parents or unit leaders; insurance claims are filed by the parents. In the event of an injury or illness requiring immediate specialized medical attention, the care of your Scout will be turned over to emergency medical personnel, who may require the use of ground or air ambulance service at their discretion. All expenses associated with medical care are the responsibility of the Scout's parent(s) or guardian(s). The providers will bill the responsible party.



Camp Dobbins Emergency Procedures



Emergency medical services are available at all times on the ranch. If you need medical treatment of any kind, find a Leadership Team member to help you. **DO NOT CALL 911!** The ranch has an established link to authorities.

Severe Weather

In the event of severe weather, follow these guidelines: Seek shelter in buildings or tents. Stay out of open areas. Stay off the lakes and out of the pool. The area directors can inform you of more specific safety precautions at each area. When in doubt, ask a camp Leadership Team member. Program areas may be closed and the pool and lakes will close for a minimum of 30 minutes after thunder and 1 hour after lightning.

Lightning

If lightning becomes a serious threat, immediately take precautions. Get out of open areas, and off of high ridges. The best shelter is in a nearby building. Do not cross a large open area to get to a building if the storm is close! If no building is available, seek shelter in the “cone of safety” extending down at a 45-degree angle from a cliff face, but don’t contact the cliff. Stay in dense forest areas. Don’t be the highest point in an open area! Avoid close proximity to walls, fences, plumbing, tent poles, trees, or large metal objects. Avoid shallow depressions. Remove packs with frames. A group of people should spread out. Unless in a building, squat down on only your feet. If strikes are near, keep your mouth open to minimize ear damage from pressure change.

Tornado

In the event of a tornado, you will hear a wavy tone on the camp emergency siren. Lie flat in the nearest ditch or depression. When you hear a steady siren, return to Gilwell Hall (the basement of the dining hall) and wait for instructions from the camp Leadership Team. Bring your unit roster so you can complete a roll call.

Fire

If you see or suspect a fire, notify the camp Leadership Team immediately. Do not try to put out the fire. **DO NOT CALL 911!** If a serious fire has been reported, you will hear a steady tone on the camp emergency siren. Go immediately to the McKenzie Flagpoles and stay off roadways, so that emergency vehicles may pass quickly and safely.

Lost Person

For a lost person, check their tent and surrounding campsite. Then check their last known program area or location, and the trading post. If the person cannot be found promptly, immediately notify the camp Leadership Team while continuing to search.

Carry Car Keys and a Troop Roster

When we assemble after an emergency, we will ask unit leaders to account for all those on your roster. The process will go quicker if you have a roster copy. Adults should always carry a roster while in camp. If it becomes necessary to evacuate

camp, we will rely on your drivers for transportation. You may not be able to return to the campsite. Drivers should carry their keys at all times.

Contacting Families in an Emergency

If your troop should have a need to contact the families of campers, we recommend you set up a “phone tree” suitable to your situation, so that a unit leader can contact one or two people back home, and they can contact families. The unit leaders should carry this information with them at all times.

Peaceful Valley Scout Ranch Emergency Drill

On opening day of each camp program at the parent/leader meeting, the camp director will review camp emergency procedures as listed above. With respect to emergency drills, the parents/leaders will be informed that the camp will have an emergency drill around the time of the first meal (Sunday dinner).

Accident and Sickness Insurance

The Denver Area Council has purchased accident and sickness insurance for every Scout and leader. This coverage is excess insurance to any health or accident insurance that a family may already have in place. This coverage is primary only if no other insurance is available. This insurance covers all authorized camp program activities while in camp. This insurance does not cover the co-payments for a family’s primary insurance. All claims are handled directly with the insurance company. For questions, contact Linda Willrich at the Frederic C. Hamilton Scout Headquarters, 303-455-5522 x 2107.

Motor Vehicles

At all times, including check-in and check-out, only one vehicle per unit will be allowed on the service road to the campsite; please do not leave the roadways or drive directly into your campsite. A unit trailer may be kept in the parking area at the campsite. All other vehicles must park at the Camp Dobbins parking area. Campers and motor homes are not allowed at this parking area, but can be parked at the Camp Dietler parking area. There are no hookups or dumping stations however. Vehicles should not be moved during the week.

Drivers should keep their car keys with them at all times so they can assist in emergency evacuations. If you have a Scout or adult with special mobility needs, a permit can be obtained from the office to drive this individual around the ranch.

Scouts and leaders are prohibited from riding in the back of pickup trucks or trailers. Each occupant of a vehicle should have a proper seat and use a seat belt. Drivers of vehicles must be at least 18 years of age, with a current driver’s license. The maximum speed limit for vehicles on camp is 15 mph.

Unit Leader First Aid

We encourage you to provide first aid for minor cuts, small blisters, etc. using your unit first aid kit. For anything more serious, and any situations requiring medication, please use the Health Lodge -- while in camp, you must operate under Colorado Child Care regulations, and are prohibited from dispensing medications. Watch for symptoms, including the most common ailments of dehydration, nosebleed, hypothermia, and diarrhea. We recommend that every unit have one adult leader in camp that has training equivalent to the First Aid Merit Badge. The Red Cross offers several excellent "Community First Aid" courses.

Other Health and Safety Concerns

Guns, ammunition, and archery equipment are to be left at home. The ranch will provide rifles and ammunition and bows and arrows at shooting sports areas.

Alcoholic beverages, illegal drugs, and fireworks are not permitted in any Scout camp. Possession or use of them on ranch property is cause for immediate removal from camp. In addition, use of illegal drugs will be reported to local authorities.

No Smoking in any camp buildings on the ranch. If you do smoke, be aware that due to the fire hazard, smoking is strictly limited to your vehicle in the parking lot or in the designated smoking area behind the Dining Hall. Youth may not use tobacco at any time or any location.

Fire - Self-contained stoves and lanterns may be used, but not in tents. Open fires are not allowed. The only exception is for Leadership Team personnel for fire building instruction during scheduled classes if conditions permit. Charcoal fires for unit cooking may be allowed in approved containers with Leadership Team supervision. You must check with camp management before starting a charcoal fire. Liquid fuels or starters shall not be used for starting any type of fire, including damp wood, charcoal, and ceremonial fires. Non-liquid charcoal starters are available for grilling and cooking. Peaceful Valley Scout Ranch follows the recommendations of the Elbert Fire Protection District. Fire ban updates are posted online at the Denver Area Council website.

The Buddy System - Before troops arrive at camp, they should discuss the buddy system with their scouts. It is expected that scouts practice the Buddy System while at camp.

Homesickness – Unit leaders are responsible for working with homesick youth. Seasoned Scoutmasters all have their own ways to deal with the problem. The best "cure" is to be available and patient, keep the Scout busy, and link him up with an understanding older Scout. While we do not encourage campers to call home, remember that it is not a good policy to prevent a Scout from calling his family. In some situations, doing so might be considered a violation of Youth Protection guidelines. To avoid ill will or worse consequences, please leave the final decision on calling home to the boy.

Pets are not allowed.

Bicycles - We will provide bikes and helmets for cycling programs. Youth may not bring bicycles to camp unless enrolled in the Cycling Merit Badge. Youth may not ride bicycles on camp except during merit badge classes or authorized counselor-led programs. All personal bicycles brought by youth must be kept locked up at the Adventure Lodge when not in use. Adult leaders and camp employees may bring and use their own bicycles, and may keep them in their campsites. Helmets must be worn properly at all times. Bicycles are allowed on the service roads only. Use a light after dark.



Preparing for Camp

Troop/Personal Equipment

Recommended Troop Equipment

- American Flag
- Sharpening stones and files
- Troop and Patrol flags
- First aid kit
- Lock box for money/valuables
- Handbooks, merit badge books, etc.
- Lantern and fuel
- Merit badge pamphlet library
- Conservation/project tools
- Tarps
- Ice Chests
- Maps and compasses, GPS units
- Cots and/or mattresses/Pads
- Small repair kit (duct tape, wire, rope, etc)
- Black marking pens
- Folding chairs
- Clothes hangers (leader tents)
- Alarm clock (leader tents)
- “Talk about” radios for adults
- Personal tents for adults if preferred

Recommended Personal Equipment

- Sleeping Bag
- Small mattress, cot or pad (mattresses Are not provided)
- Small pillow (optional)
- Sleep clothing
- Good walking shoes or hiking boots (please break in before summer camp)
- Sneakers (for backup and games)
- 3-4 pair socks - Preferably wool, easier to dry and keep feet warm when wet.
- 3-4 changes of underwear
- 2 pair of shorts - nylon works very well
- 2-3 T-shirts
- 1 hat (broad-brim is best)
- Scout Uniform
- Belt
- Swimsuit
- Long sleeve shirt(s)
- Long pants
- Fleece or sweater - Avoid cotton sweatshirts, as they are useless when wet.
- Outer jacket
- Rain gear - Needs to cover the whole body. Poncho alone is inadequate. Rain jacket/pants are best.
- Long underwear - optional for those who get cold easily
- Stocking cap or beanie - optional
- Other Equipment
 - Daypack - big enough to carry rain gear, water bottle, class materials
 - Tarp (required for Eaglebound, Wilderness Survival, Camping, Astronomy participants)
 - Water bottle - 1 quart
 - Toilet kit - toothbrush, toothpaste, comb, shampoo, soap, washcloth, lip balm
 - Sunscreen
 - Personal first aid kit - see Handbook –(required for Eaglebound participants)
 - Towel(s)
 - Flashlight and extra batteries
 - Alarm Clock and/or wristwatch
 - Notebook and pencils/pens
 - Merit badge books, Scout Handbook
 - Work done at home for merit badges, and/or things needed for Merit Badges
 - Medical Form (completely filled out and signed before camp)
 - Medications in original container
 - Eyeglasses and/or sunglasses
 - Small camera-optional
 - Swim goggles-optional
 - Pocketknife - small - optional
 - Compass - optional
 - Whistle- optional by troop
 - Spending money, money for class/fees, in a wallet with your name
 - Book, football, Frisbee, cards, etc.
 - Fishing equipment (small pole, bait, and zip lock bag of tackle)

Provided Equipment

You will be provided with one tent and platform for every two Scout/adult leaders. Your campsite will be based on the number of tents needed for your participants; please see the discussion of capacity in the reservations section. Dining-flys and picnic tables will be provided for every 10-15 participants. ***Cots and Mattresses are not provided.*** Your campsite latrine will be stocked with a broom, hose, toilet brush, hose, and other cleaning supplies. There will also be a roll of paper towels and a soap dispenser in each latrine. There is a flag pole in every campsite and troops are highly encouraged to bring their troop and patrol flags to hang on it.

What Not to Bring to Camp

Please do not bring alcohol, firearms, tobacco, fireworks, illegal drugs, fixed-blade knives, highly odorous products, or excessive amounts of candy. Clothing with inappropriate language or graphics will not be permitted.

Electronic devices such as radios, tape/cd/mp3 players, electronic games, and cell phones are not permitted in camp program areas. Unit leaders are responsible for setting campsite and travel policies regarding electronic devices.

Any items which are in violation of BSA policy may be confiscated by the camp staff and returned upon departure. The camp staff will work with unit leaders in all such cases.

Campers with Special Needs

If a Scout or adult in your unit needs some extra help to enjoy their camp experience, please let us know! We have a few campsites that are easier for those with mobility problems. We can arrange for access to “indoor plumbing”, or wheelchair-accessible portable toilets when needed. If your Scout will need some extra attention from our counselors, we can help!

If you have such a situation, please contact us by letter, email, or phone. It is best to contact us at least 10-14 days before camp. We will then write or call you to confirm the arrangements.

Campers with Special Diets

Our kitchen staff is willing to accommodate special diets for campers, whether for religious, medical or philosophical reasons. If a camper has a dietary restriction make sure it is indicated on his or her medical form. In addition, please contact the camp in writing a minimum of 2 weeks in advance to request special dietary needs. On arrival, check with the food service personnel, they will instruct you on how to get your special meals.

Pre-Camp Swim Checks

All campers who wish to use the pool and boats are required to have a current swim check within the past year. We can conduct a swim check when you arrive, but **to help expedite the check-in process we strongly recommend that swim checks be done before coming to camp.** If you wish to do your own unit swim check, please use the form enclosed in this guide. Procedures are explained on the form. Please make three copies of your swim check (two for the aquatics staff, and one for your troop records.) When doing the swim check, be sure to have a qualified lifeguard on hand.

Camp Commissioners

Cris Dobbins enlists the service of a specific staff member and adult volunteers who provide general support to units at camp. Camp Commissioners make sure that every unit has a great camp experience and receives any needed assistance. Commissioners will spend time in the office every morning and be armed with coffee, a newspaper, and a friendly ear to listen to chat. Commissioners will let other staff members know if a unit needs special equipment, campsite maintenance, or program help.

Uniform and Attire in Camp

The official BSA field uniform is always appropriate dress at Cris Dobbins. Every camper is expected to wear the “Class A” field uniform at evening flags, dinner, while performing a flag ceremony, attending chapel and during campfires. The “Class B” uniform, substituting a Scout T-shirt for the uniform shirt, is encouraged at all other times.

Campers should wear sturdy walking or hiking shoes with socks. Lighter shoes may be worn in the campsite. Sandals or shoes without toes are unsafe and not permitted. Inappropriate clothing includes sleeveless undershirts, clothing with foul or suggestive language or graphics, and clothes with holes.

Demonstrate your unit’s Scouting Spirit by being the best-uniformed unit in camp!

Visitor Information

Visitors are welcome at any time during the week, but if possible, should make prior arrangements with the unit’s Scoutmaster prior to arriving at camp. All visitors must check in at the camp office when they first arrive. Visitors must follow all camp policies. Program facilities are not available for use by visitors when camp is in session. Vehicles must be parked in the main parking lots, and not at campsites. Meal fees for visitors are \$5 for breakfast, \$6 for lunch and \$7 for dinner.

Mail for Campers

Incoming mail for Scouts will be delivered to the main office and placed in the troops box in the Scoutmaster Lounge. Parents are encouraged to write their Scouts while they are camp. Please remember mail takes more time in rural areas than in a large city and letters mailed after Wednesday may not arrive in time. Any mail received after the troop has checked out will be returned to sender. All mail sent to campers should be addressed:

Peaceful Valley Scout Ranch
Camp Cris Dobbins
Name of participant, Troop Number
22799 North Elbert Road, Box 97
Elbert, Colorado 80106-0097

Camp Contact

During the summer, the camp attempts to keep the main camp phone attended 24 hours a day. However there are times when this is impossible, so please leave a message and it will be returned in a timely manner. Due to the large area on the ranch and at Camp Dobbins, messages for Scouts and leaders generally are not delivered until the next mealtime. We try to deliver emergency messages immediately. Please limit faxes to emergency information.

Main Camp Number: 303-648-3023
Fax Number: 303-648-3345

Wireless and Internet Connectivity

There is cell phone service on most parts of camps, no matter who your carrier is. Data service is poor for all providers. Internet service is satellite-based and available for adult leaders only. Access to internet can be found in the Scoutmaster Lounge at headquarters or in the Dining Hall. Please ask a staff member at check in for the password.



Arriving at Camp

Check in Procedure

Plan to arrive between 1:00 p.m. and 3:00 p.m. on Sunday of your week. **Please do not arrive before 1:00 p.m.** However, if you do arrive early, please do not travel around camp. There is plenty of time to check in and get settled before dinner. Consider arriving a little later, to avoid the crowds and waiting.

When you arrive, all vehicles should park in the main lot at headquarters. The Scoutmaster and Senior Patrol Leader should come to the office, and bring along all forms and rosters. Please be prepared to pay any remaining fee balance and the fee for extra adults. You will receive a current and complete camp schedule at this time, including your dining hall assignments. The Scoutmaster may make any adjustment to their Scouts' merit badge and program registrations during this time.

While paperwork is being completed, your campsite host will meet with the youth. The Scouts and other adults can transfer troop equipment or excess personal gear to one vehicle. **Only one vehicle per troop will be allowed access to your campsite to deliver equipment.** Scouts should be ready to carry in most of their personal equipment. The troop and its campsite host will then head to the campsite. The campsite host, senior patrol leader and Scoutmaster will inspect the tents, latrine, and other camp equipment; problems will be noted on the check-in sheet.

Your campsite host will then escort you to the Gates Aquatics Center for a brief medical recheck. You must bring your medical forms and medications. The medical recheck is done individually; each Scout should hold his own medical form and medications.

Every Scout and leader who wishes to take part in any aquatics activities during the week must take a swim check after the medical check-in. If you have done a Unit Pre-camp Swim Check (see form in this guide), bring the form and turn it in at this time; Scouts not on the list can take the swim check at camp. If bad weather on Sunday prevents swimming, we will reschedule swim checks for early Monday.

Your campsite host will then continue with a brief tour of camp, and escort the troop back to your campsite. At this time, any vehicles at the site should be moved to the parking lot. There will be a Scoutmaster and Senior Patrol Meeting in Gilwell Hall (the basement of the dining hall) sometime before dinner. Make arrangements with another adult leader to organize your troop for dinner and evening flags, just in case you are running late.

If you will be arriving at camp at anytime other than Sunday afternoon, please call the Frederic C. Hamilton Scout Headquarters 7-10 days in advance to make alternate arrangements. We can set up an early or late check in, or a Saturday or Monday arrival.

Adult Leader Check in Process

The Scoutmaster/Acting Scoutmaster must list all adults coming to camp for the week on the Unit Adult Registration Form when the troop checks in at camp. An accurate, daily list must be completed, identifying when adults will be checking in and departing. During the check in process, the Scoutmaster/Acting Scoutmaster must certify that he has seen a current Youth Protection Training certificate for all registered Scouters listed on the Unit Adult Registration Form who will be remaining on the ranch for more than 24 hours. Scouters listed on the Unit Adult Registration Form who will be remaining on the ranch for more than 24 hours and do not have proof of current Youth Protection Training certification will be required to take the training online at headquarters. Please note that you can complete youth protection training by going online to www.olc.scouting.org prior to your arrival. The Scoutmaster/Acting Scoutmaster will be responsible to update the Unit Adult Registration Form throughout the week if changes occur.

Identification

At check in, you will be given a wristband or another form of identification for each youth and adult who has arrived on Sunday. Adults who arrive later in the week must check in at the office, and will receive a form of identification at that time. **All participants must wear the appropriate identification while on camp!**

Program Overview

Greetings,

Listen up, because I am only going to say this once! After years of searching, I, Indiana Kelse, have finally discovered the hiding place of the Eye of Shaharettin. This mystical orb allows the owner to see the future and in the wrong hands, will mean the downfall of the world as we know it. You and your Scouts are about to embark on the expedition of a lifetime full of adventure, exploration, and the chance to save the world. We have setup a dig site at Peaceful Valley and have been laboring for months to try to find the Eye before it falls into the possession of those who would use it for evil. I need each and everyone of you to assist me and my team in finding the lost treasure. So, dust off that old hat and join me as we try and uncover one of the greatest treasures even known to mankind!

Sincerely,

Indy

Sample Weekly Schedule

Below is an example of a typical weekly schedule. Please note that the actual camp schedule may deviate from the one below. You will be provided with the current schedule at check in.

Sunday

1:00 – 3:00 pm	Check in @ Dobbins HQ
2:00 – 4:30	Medical and Swim Checks @ Pool
4:30	Scoutmaster and SPL Meeting @ Gilwell Hall
5:30	Kapers for 1 st seating report to Dining Hall
5:45	Serving Line Dinner (1 st Seating) (Tombstone, Ogallala, Dodge, Creed, Wichita, Stillwater, Raton and Super Troop)
6:30	Flag Ceremony @ McKenzie Range, Kapers for 2 nd seating to Dining Hall
6:45	Serving Line Dinner (2 nd Seating) (Santa Fe, Abilene, Cripple Creek, Deadwood, Sedalia, El Paso, Victor, Laredo)
7:45	Opening Campfire (Meet @ Ft. Garland/Nature Lodge)
10:00	Lights Out

Monday, Tuesday, Wednesday, Thursday

5:45 am	Wed – 5k run-meet @ Trading Post
6:15	Reveille
6:30	Kapers for 1 st seating report to Dining Hall
6:45	Serving Line Breakfast (1 st Seating), Polar Penguin for 2 nd shift @ Lake (Tombstone, Ogallala, Dodge, Creed, Wichita, Stillwater, Raton and Super Troop)
7:30	Flag Ceremony @ McKenzie Range – Kapers for 2 nd seating to Dining Hall
7:45	Serving Line Breakfast (2 nd Seating), Polar Penguin for 1 st shift @ Lake (Santa Fe, Abilene, Cripple Creek, Deadwood, Sedalia, El Paso, Victor, Laredo)
8:45 – 10:15	Period One Merit Badge Classes
10:45 – 12:15 pm	Period Two Merit Badge Classes
12:30 – 1:30	Serving-line lunch
1:30	SPL meeting @ Picnic Tables behind Dining Hall
2:00 – 3:30	Period Three Merit Badge Classes
2:00	Scoutmaster Meeting @ Gilwell Hall (Mon and Wed only, not Tues)
3:45 – 5:15	Period Four: open areas, troop activities, some MB's
5:30	Kapers for 1 st seating report to Dining Hall
5:30	Assemble for Scoutmaster Dinner (one leader per unit)
5:45	Serving Line Dinner (1 st Seating) (Tombstone, Ogallala, Dodge, Creed, Wichita, Stillwater, Raton and Super Troop)
6:30	Flag Ceremony @ McKenzie Range – Kapers for 2 nd seating to Dining Hall
6:45	Serving Line Dinner (2 nd Seating) (Santa Fe, Abilene, Cripple Creek, Deadwood, Sedalia, El Paso, Victor, Laredo)
7:45 – 9:15	Mon – Specials @ Program areas, Tues – Chapel/Staff Hunt, Wed – Campsite host night, Thurs – Search for the Lost Ghost Town
10:00	Lights Out

Friday

6:00	Reveille
6:30	Kapers for 1 st seating report to Dining Hall
6:45	Serving Line Breakfast (1 st Seating) (Tombstone, Ogallala, Dodge, Creed, Wichita, Stillwater, Raton and Super Troop)
7:30	Flag Ceremony @ McKenzie Range – Kapers for 2 nd seating to Dining Hall
7:45	Serving Line Breakfast (2 nd Seating) (Santa Fe, Abilene, Cripple Creek, Deadwood, Sedalia, El Paso, Victor, Laredo)
9:00	Troop sack lunch preparation ends
9:00	Mile Swim @ Pool
9:15 – 12:00 pm	Areas open for merit badge completion (Pool and Lake closed until 11:00)
9:30 or 11:15	CPR Demo @ Med Lodge
11:00 – 2:00	Scuba Discovery @ pool
12:00 – 1:45	Program Areas closed. Hikes, sack lunches etc. as planned by troop
2:00	Coulters Run, Start at lake
5:00 – 7:00	Family Night Dinner – guests check-in and pay at PV base
7:15	Flag Ceremony @ McKenzie's Range, Followed by campfire @ Rendezvous
10:30	Quiet Time
11:00	Lights Out

Saturday

6:00 am	Reveille
6:30 – 8:00	Clean Up Campsites
7:15 – 8:15	Buffet Continental Breakfast
8:30	Flag Ceremony
8:45	Check out at PV base – get patches, resolve merit badge problems (if any)
10:00	Camp Closed



Merit Badge Offerings

The chart in this section below shows all scheduled merit badge offerings at Dobbins this summer. You should sign up for these classes and activities during online registration. You will receive information about the online registration once you make your March and April payments. Online registration does not begin until April 18th. There are many open activities for which pre-camp signup is not necessary; these are offered as afternoon and evening special programs. We will provide information on all these “open” activities when you arrive. A few of these “open” activities will require signup at camp, due to capacity limits. If signup is less than our minimum expectations, we may cancel the class and reassign staff to more popular offerings. If this happens, you will be given an opportunity at camp to make other choices.

Merit badge class sizes are kept to the ‘ideal’ class size. Additional Scouts will be placed on the waiting list. In most cases, we will be able to expand class size or assign additional staff to accommodate those on the waiting list. Capacity is strictly limited in Climbing, Cycling, Small Boat Sailing, SCUBA, Horsemanship, Horse Trail Rides, Pottery, Sailing, Rifle, Shotgun, Archery and Cooking; those on the waiting list for these classes will not be accepted unless there are cancellations.

During fourth period, Scouts are free to go to the area of their choice, and to move about. Areas are open to all, including those not taking merit badge classes in an area. This is an opportunity to try something new! The lake, pool, and shooting sports areas will be open with no classes. Handicraft, Scoutcraft, Nature, and Hollywood will each offer popular merit badge classes and also will have counselors available to help Scouts with their merit badge work. The Horse Corral is open for trail rides and dinner on an advance reservations-only basis.

Period Four is also the time for you to conduct a special troop activity, such as a hike along the Conservation Trail or your own campfire in your campsite. Be sure to talk with our Camp Commissioners for more great ideas!

We do not encourage you to let your Scouts take four merit badges – but it is an option. Special activities are done in many areas during Period 4, and scouts in four merit badges may have conflicts.



2011 Camp Cris Dobbins Merit Badges

Area/Class	Periods Offered	Class Size	Additional Fees	Requirements Offered at Camp	Prerequisites
Adventure Lodge					
Climbing	1, 2, 3	12	\$10	1, 3, 4, 5, 6, 7, 8, 9, 10, 11, 12	Age 13
Cycling	1, 2	12	\$5	1, 2, 3, 4, 5, 6, 7, and partial on 8	Minimum height 5'2"
PV Adventure	Full Day, Every Day	15	\$25	See Program Description	Age 14, Consent Form
Aquatics					
Swimming	1, 2, 3	24		1, 4, 5, 6, 7, 8, 9, 10	Bring long sleeve shirt and jeans, Strong Blue Swimmer
Lifesaving	1, 2, 3	24		1, 2, 3, 4, 5, 6, 7, 8, 9, 10, 11, 12, 14, 15, 16	Bring Long sleeve shirt and jeans, Strong Blue Swimmer
Beginning Swimming	1, 2, 3	8		See Program Description	
Aquatics Supervision	Morning	6		See Program Description	Swim 100 yards BSA Swimmer Test, 18 years or older
Canoeing	1, 2, 3	16		1, 3, 4, 5, 6, 7, 8, 9, 10,	Blue Swimmer
Rowing	1, 2, 3	12		1, 3, 4, 5, 6, 7, 8, 9, 10, 11	Blue Swimmer
Small Boat Sailing	1, 2, 3	12		1a, 2, 3, 4, 5, 6, 7, 8, 9	Blue Swimmer
Scuba Discovery BSA	Friday	16	\$30	See Program Description	Blue Swimmer, age 12, consent form
Eagle Bound					
Tenderfoot, 2nd Class	1, 2	30		Tenderfoot - 4abc, 5, 6, 9, 11, 12 2nd Class – 1a, 2, 3cdef, 4, 6, 7abc, 8abc	Tenderfoot – 1, 2, 3, 7, 8, 10, 13, 14, 15 2nd Class – 1b, 3abg, 5, 9, 10, 11, 12, 13
First Class	3	30		1, 2, 6, 7ab, 8abcd, 9a	3, 4, 5, 10, 11, 12, 13, 14
Handicraft					
Basketry/Woodcarving	1, 2, 3, 4	15	Kits will be available for purchase at camp trading post. Plan to spend \$5-\$25.	1, 2, 3 / 1, 2, 3, 4, 5, 6, 7	Scout should have Totin Chip before camp
Leatherwork	1, 3	15		1, 2, 3, 4, 5a	
Space Exploration	1, 2, 3, 4	15		1, 2, 3, 4, 5, 6, 7, 8	
Pottery	1, 2	15		1, 2, 3, 4, 5abc, 6, and 8	5d, 7
Indian Lore	2	15		1, 2, 3, 4	
Camp Hollywood					
Cinematography	Morning	8	\$25	1, 2, 3, 4	13 years old
Communication	1, 2, 3, 4	10		1, 2, 3, 4, 6, 9	5, 7, 9
Journalism	1	8		1, 2a, 3, 5	4
Music	3	8		1, 2, 3, 4	Strongly recommended that you bring your own instrument
Photography	1, 2, 3	8	\$10	1, 2, 3, 4, 5	
Health					
CPR Demo	Friday @ 9:30 and 11:15 am	30		Demonstration for merit badge	

Medicine	2	12		1, 2, 3, 4, 5, 6, 8, 9	7, 10
Nature					
Environmental Science	1, 2, 3, 4	15		1, 2, 3abcd, 4 (partial), 5, 6	
Astronomy	4	25		1, 2, 3, 4, 5a, 7acd, 8, 10	6, 9 Will need to attend one evening star gazing session
Bird Study/Nature	1, 2	15		1, 2, 3, 4, 5, 6, 8/1, 2, 3, 4bgh	7
Reptile Study/Insect Study	2	15		1, 2, 3, 4, 5, 6, 7, 9, 10/1, 2, 3, 6, 8, 9, 10, 11	8/4, 5, 7
Mammal Study	1	15		1, 2, 3c, 4g, 5	
Geology	3	15		1, 2, 3, 4, 5,	
Fish and Wildlife/Soil & Water Conservation	4	15		1, 2, 3, 4, 5, 6, 7, 8/1abc, 2abcd, 3abc, 4abcd, 5abcde, 6abcd, 7abcdef	
Forestry	2	15		1, 2, 3, 4, 5, 6, 7	
Weather	3	15		1, 2, 3, 4, 5, 6, 7, 9, 10	8
Horses					
Horsemanship	1, 2, 3	15	\$30	1, 2, 3, 4, 5, 6, 7, 8, 9, 10, 11	Cannot exceed 250 lbs.
Trail Ride	Sign up at HQ	5 - 12	\$15		Cannot exceed 250 lbs.
Dinner Ride	Sign up at HQ	5-12	\$25		Cannot exceed 250 lbs.
Scoutcraft					
Camping	1, 2, 3, 4	15		1, 2, 3, 4, 5, 6, 8ab, 10	7, 8cd, 9ab
First Aid	1, 2, 3, 4	20		2, 3, 4, 5, 6, 7	1, 2d
Emergency Preparedness	1, 2, 3, 4	15		2, 3, 4, 5, 6, 7, 9c	1, 8abc
Hiking	2	15		1, 2, 3, 4, 5 (partial), 7 (partial)	6
Orienteering	1, 2	15		1, 2, 3, 4, 5, 6, 8, 9	7,10
Pioneering	1, 3	15	\$5	1, 2, 3, 4, 5, 6, 7, 8, 9, 10	
Wilderness Survival	1, 2, 3	15		1, 2, 3, 4, 5, 6, 7, 8, 9, 10, 11, 12	
Shooting Sports					
Rifle	1, 2, 3	32	\$10	1, 2 (Option A or B)	
Archery	1, 2, 3	16	\$5, Must buy Pen Kit from Trading Post (\$8)	1, 2, 3, 4, 5 (Option A)	
Shotgun	1, 2, 3	10	\$15	1, 2 (Option A)	
Dining Hall					
Cooking	1, 2, 3	10	\$10	1, 2, 3, 5, 6, 7abc, 8	7d
Finger Printing	4 (Tues)		\$3	1, 2, 3abc, 4, 5	
Pulp & Paper	4 (Wed)			1, 2, 3, 4, 5, 6, 8	7
Art	4 (Thurs)			1, 2, 3, 5	4

Additional Aquatics Information

CPR Demonstration

The medics and the Eaglebound staff will team up to offer a CPR demonstration as shown in the schedule. This is intended to fulfill the CPR requirement found in the Aquatics and other merit badges. This is not a certification class. We will do basic review and coaching, but time will not permit us to teach the technique in depth.

Fishing

You are welcome to fish in our lake while in camp. The rainbow trout are beautiful and you can time an evening hatch with your fishing for your best chances. Bring your own tackle and bait if possible; we have supplies in the trading post if you need additional tackle.

Aquatics Supervision

During 2009, BSA and Denver Area Council tested a new course designed to meet the aquatics leadership needs of a typical unit. Aquatics Supervision will be offered each week at Peaceful Valley this year. The program includes experience in and on the water, as well as classroom sessions, to develop the personal skills and knowledge leaders need to offer their Scouts safe aquatics activities and training. All elements of the BSA aquatics program will be briefly discussed. There are two modules covered in the course:

Swimming and Water Rescue provided leaders with information and skills to prevent, recognize, and respond to emergencies during unit swimming activities. It expands on the awareness instruction provided by *Safe Swim Defense* training to include basic water rescue skills. The leader completing the training will also feel confident in his or her ability to conduct the standard BSA Swim Classification tests. Revised *Safe Swim Defense* guidelines recommend that at least one person with this training is present to assist with supervision whenever a unit swims at a location that does not provide lifeguards.

Paddle Craft Safety expands on *Safety Afloat* training to teach the basic skills and knowledge needed for a unit leader to assess his or her ability to supervise float trips using canoes or kayaks, and to lead a trip or seek additional help. Basic paddling and rescue skills are covered. The material also reviews the additional training needed for river trips, how to gain that expertise, and when to utilize professional whitewater guides. Revised BSA *Safety Afloat* guidelines recommend that at least one person with this training is present to supervise unit boating activities.

Additional details and a course syllabus will be provided to those interested upon camp arrival. Should you have questions before camp, please email the Cris Dobbins Camp Director, Alex Hughes at ahughes@denverboyscouts.org or at 303-455-5522 ext. 2119.



Safe Swim Defense and Safety Afloat

These two long-standing BSA aquatics safety programs will be taught to unit leaders during a one-hour classroom session. Safety guidelines were revised in 2009, and all units should have an adult who has taken the new course. Time and location will be announced at camp. The course is primarily for adults, but older Scouts are welcome.

Beginning Swimming

We'll help your non-swimmers or beginners improve their skills. Content will usually include getting comfortable in the water, "finning", front crawl and breathing, back crawl, floating, and an intro to elementary backstroke. Most participants can advance one level on the swim tests.

Clothing for Swimming Merit Badge


You will be doing an in water undress and making a float from clothing. This requires a long-sleeve button-up shirt, lightweight "airtight" pants, and shoes that can get wet. Jeans are good if they are loose fitting.

Scuba Discovery BSA

A-1 Scuba, one of Denver's oldest scuba schools, brings a certified PADI instructor and gear to camp to offer this independent-contractor program. You'll watch a training video, learn basic skills in the water, and then go diving in the pool. You'll earn a BSA patch, and finish PADI Module 1! **YOU MUST BE AT LEAST 12 YEARS OLD AND A BLUE-TAG SWIMMER AND BRING THE A-1 PADI RELEASE AND MEDICAL HISTORY FORM SIGNED BY YOUR PARENTS (FORM IS AVAILABLE ONLINE)**! If your health history shows that you have any of the listed health problems, you will probably not be allowed to participate.

Polar Penguin

The lake will be open before or after your breakfast period for a quick dip! Each troop will swim before or after eating; exact times will be given to you on arrival. Each Scoutmaster should keep a list of participants each morning. At the end of the week, the Scoutmaster will turn in a list of all participants who completed at least three morning swims, and they will receive a special patch at checkout!




Other Program Offerings

Dobbins 5K Run

A Scout is physically fit, and if you wake up early and participate in the Camp Dobbins 5K Run on Wednesday morning at 5:30 a.m., you can earn the Camp Dobbins 5K Run patch. This also qualifies you for the PV Ironman award.

Peaceful Valley Ironman

If you complete the 5K Run on Tuesday morning, a 10K Mountain Bike ride sometime during the week, and the mile swim on Friday morning, you will earn the PV Ironman Award ribbon.



Eaglebound

The Eaglebound program covers several Tenderfoot, Second Class, and First Class outdoor skills. The course does not cover all the rank requirements, as some are more appropriate for troop programs. Drop-ins for just one class or activity are not feasible. Scouts needing just one or two requirements should try to cover them with a unit leader. If your unit is not able to do this, please contact us in camp, and we will try to schedule some time with your Scouts outside of Eaglebound classes.



- **Eaglebound 1** - Period One or Period Two - Covers the Tenderfoot and Second Class skills listed on the merit badge chart above. Boys just getting started in scouts should sign up for this class.
- **Eaglebound 3** - Period Three - Covers the First Class skills listed on the merit badge chart above. Boys who have completed most or all of Tenderfoot and Second Class should consider this class. Real fireballs can take Eaglebound 1 in first period or period 2, followed by this in period 3.
- **Five-Mile Hike** - Those doing Eaglebound 1 should plan to do this hike on Friday morning.
- **Aquatics** - The Eaglebound staff and aquatics staff will team up to offer 2nd/First Class aquatics rescue skills during an afternoon period; details at camp. The 2nd/1st swim test is covered at check-in.



Peaceful Valley Adventure (PVA) – Our Special Older Boy Program

This week long, full day program is for Scouts and Venturers, age 14 and up, who have the merit badges they want, and are ready to apply their Scouting skills. The PVA program takes a small group of older Scouts and uses mountain boarding, mountain bikes, climbing, shooting, field archery, medical drills, and every form of adventure on the ranch, to teach teamwork and leadership. The program includes many features not available to most campers, including a pool party, two

overnight outposts, night time GPS use, and an off ranch trip to locations such as Pikes Peak, Castlewood Canyon or the Garden of the Gods.

Each week will follow the same basic schedule, but activities and the location of the off ranch trip can be customized to meet the interests of each group. The schedule may also vary according to interests, skills of participants, availability of equipment, weather, etc.

Participants will eat most breakfasts and dinners with their own troop, with outposts being the exception. Lunch will vary depending on activities for the day. There is an additional fee of \$25 to cover transportation and other extra costs.

Camp Hollywood

Hollywood, located at the Ft. Collins Lodge, offers your older Scouts a totally different experience! Those choosing Cinematography will work with a skilled counselor and state-of-the-art video and computer equipment to write, produce, record, and edit a video that will be shown Friday night before campfire! (Cinematography Merit Badge has a minimum age of 13, and

takes 2 class periods.) Journalism participants will write the Dobbins Daily newsletter and distribute it. Photography students will experiment with film and digital photography.

Overnighters

Scouts taking the camping, wilderness survival and astronomy merit badges and also those scouts in Eaglebound classes will have the opportunity to participate in an outpost on Wednesday nights. This unique opportunity gives scouts the chance to sleep out under the stars and have a special evening away from the rest of the camp. Scouts planning to participate in this program should bring extra warm clothing, a ground tarp, and a sleeping pad. The camp has limited tarps for scouts who are unable to provide their own.

Flag Ceremonies

The camp will assemble twice daily for opening and closing flag ceremonies. Scouts will raise and lower the flag everyday after Sunday. At the first leader's meeting, you can pick a time for your troop to sign up as the honor guard. Scouts should wear "Class A" field uniforms when performing any flag ceremony.

Scoutmaster Activities

We know that things at camp can get a little stressful from time to time. That is why throughout the week we will be offering a wide range of Scoutmaster Activities that will provide a little **R** and **R** away from the hustle and bustle of your troop. Some of these events will include: a cook-off, a nature hike along our beautiful conservation trail, a fishing trip across the road to the Magness Lake, a SM challenge to be completed over the week, and an exclusive SM shoot at our brand new ranges! So come ready to enjoy yourself, why should the Scouts have all the fun?

Camp Awards

Ranch Award

Patrols that complete a conservation project and other activities will receive the Ranch Award. The program is intended to expose Scouts to the full range of camp, and reinforce patrol methods.

Baden-Powell Award

Each Scoutmaster will nominate the Scout in his troop who best exemplifies Scouting tradition during and upholds the Scout Oath and Law during the week in camp. These youth will be recognized during closing ceremonies, and receive a special patch. Turn in your nomination by Friday noon at the office.

Trading Post

Our trading post will provide all of your summer camp needs and will be open during regular program hours and most evenings. Hours will be posted at the individual trading posts during camp. We have an expanded snack bar menu that offers packaged sandwiches, burritos, and similar food items. Candy, ice cream, chips and other snacks will be offered too. The dry goods side of the trading post will stock a wide array of clothing, handicraft supplies, camp necessities, toiletries, and souvenirs. Limited edition camp apparel will be available at competitive prices.

2011 Program and Meal Fees

Merit Badge Fees (pay at headquarters)

Cinematography - \$25
Cycling - \$5
Horsemanship - \$30
Rifle - \$10
Cooking - \$10
Pioneering - \$5

Climbing - \$10
Pottery - \$5
Photography - \$10
Shotgun - \$15
Finger Printing - \$3
Archery - \$5 + \$8 kit

Activities Fees (pay at headquarters)

Peaceful Valley Adventure - \$25
Discovery SCUBA - \$30
10 Rifle Shots - \$2

Horses Trail Ride - \$15
Horses Dinner Ride - \$25
3 Shotgun Shots - \$2

Merit Badges Requiring Kits (buy from trading post)

Archery (\$8)	Basketry (Need 2 kits, \$10-\$20)
Space Exploration (\$10-\$20)	Woodcarving (Need 2 kits, \$10-\$20)
Leatherwork (Need 2 kits, \$10-\$20)	Indian Lore (\$10-\$15)

Visitor Meals

Breakfast - \$5	Lunch - \$6	Dinner - \$7
-----------------	-------------	--------------

Additional Information and Forms

Lost and Found

If a Scout loses something while he is at camp this summer, check at camp headquarters on Friday night before leaving. If a valuable item such as a watch or wallet is discovered missing after you get home, call the Peaceful Valley Headquarters at 303-648-3023 to see if it has been turned in. Lost and found must be claimed at Peaceful Valley. All unclaimed items are donated to charity after September 1st. Have your Scout's clothing and equipment items marked with his name and troop number. Be sure you have everything before you leave camp!

How to Get to Camp Cris Dobbins

From Denver, take I-25 south to Exit 184 onto Founders Parkway near Castle Rock. Turn left at stop sign to Founders Parkway. Take Founders Parkway to traffic light (Highway 86 intersection). Turn left at stoplight onto Highway 86 and follow Highway 86 through Franktown and traffic signal at Parker Road. Continue on Highway 86 through Elizabeth until you come to Elbert Highway on your right (just before the town of Kiowa). Turn on Elbert Highway and continue through the town of Elbert. Turn into Peaceful Valley Scout Ranch at the second entrance. Camp Dobbins and Camp Dietler are on the left. The address is 22799 North Elbert Road, Box 97, Elbert, Colorado 80106-0097





Guiding Principles of Camp Dobbins and the BSA

Boy Scouts of America Mission Statement

It is the mission of the Boy Scouts of America to serve others by helping to instill values in young people and in other ways prepare them to make ethical choices over their lifetime in achieving their full potential.

Camp Dobbins Mission Statement

The mission of the Denver Area Council summer camping program is to provide each Scout with a memorable and challenging outdoor experience. Camp Dobbins enriches the fundamentals of Scouting through unique opportunities for leadership and educational growth.

The Scout Oath and Law

These principles have served Scouting well for 100 years. They are the basis for everything we do at Camp Dobbins, and we ask that you help your Scouts and leaders to be

guided in camp.

Camp Adult Leadership

Under the Boy Scouts system of camping, the Scoutmaster is in charge of the troop at all times. The Scoutmaster and other adult leaders have the primary responsibility for the care of the youth in camp. The discipline and organization of the troop is the Scoutmaster's responsibility.

The Leadership Team works with the troop to facilitate a positive camping experience. Our purpose is never to take over your job as leader of your unit, but rather to help you gain the respect from your Scouts, to work as your special advisors and helpers, and to provide an environment in which your troop can grow into a more proficient organization with quality trained leaders and Scouts.

Each troop at camp must be under the leadership of at **least two adults**; this is a BSA requirement. Colorado Child Care regulations require **one adult for every ten youth**. At least one of the adults must be over 21 years of age and preferably one of them is the registered Scoutmaster for the troop. While the adults may rotate during the week, this minimum leadership must be present at camp at all times.

The camp Scoutmaster works with the other adults as well as the senior patrol leader and together they develop and schedule the troop's program. The camp Scoutmaster is expected to participate as the Scoutmaster while at camp. The Scoutmaster assigns and coordinates responsibilities of all adult and youth leaders.

Opportunities to Join the PV Leadership Team

Each year, we hire about 150 seasonal employees. Encourage your best Scouts to consider a job at camp. Applications can be obtained at the camp office or online at www.denverboyscouts.org. While you are in camp, refer interested Scouts to their camp director. We sometimes have staff openings during the summer, and can use qualified volunteers for short periods.

Many Scouts get excited about working at camp "next summer" while they are at PV. Those who are interested in joining the Leadership Team next year should leave their name and contact information with the PV Office and complete an application for employment. Applications should be returned by January 12. We interview candidates in February. Older members of the

Leadership Team may apply for a Madden College Scholarship. The program currently provides up to \$5,000 per year toward tuition and costs. The scholarships are competitive, and require the recipient to meet certain qualifications in addition to continued employment at Peaceful Valley.

Counselor-in-Training: Scouts of age 15 are considered to serve as “Counselors-in-Training” (CITs). CITs work only two week blocks to provide training and an opportunity to experiences the entire program at PV. CIT staff t-Shirts, room and board is provided. There is no pay.

Program Counselor: The minimum age is 16. Counselors are usually assigned to a single program. Counselors generally work the entire summer, but limited time off for Philmont, family vacations, etc. can be scheduled. Room and board, and a weekly salary, is provided.

Management: Area Directors must be at least 18, and have prior camp experience and knowledge in a particular area. Camp management and directors for aquatics, climbing, horsemanship, and shooting sports, must be at least 21, and be certified in their area by the BSA or other equivalent organization.

Ranch Support: We need older youth and young adults to provide facility maintenance, food service, transportation, medical care, trading posts, etc. Appropriate age and training requirements may apply.

Youth Protection Policy Information for Parents

The Denver Area Council, Boy Scouts of America operates summer camping programs that are licensed by the Colorado Department of Human Services. The license indicates that the program has met the required standards for the operation of a child care facility. The current license and most recent inspection are available for review in the camp office at both Camp Tahosa and Peaceful Valley Scout Ranch.

Every precaution is taken to protect your child’s well being. Unfortunately, on rare occasion, an incident of physical or sexual abuse may occur. If you believe that your child has been abused, you should seek immediate assistance from your county department of social services. The telephone number to report child abuse in your county is listed below.

Arapahoe County Human Services Department	303-636-1750
Adams County Human Services Department	303-412-5212
Denver County Human Services Department	720-944-3666
Douglas County Human Services Department	303-688-4825
Jefferson County Human Services Department	303-271-4357
Clear Creek County Human Services Department	303-569-3251
Gilpin County Human Services Department	303-582-5444
Park County Human Services Department	719-836-2771

Colorado law requires that child care providers report all known or suspected cases of child abuse or neglect. Child care services play an important role in supporting families and strong families are the basis of a thriving community. Your child’s education, physical, emotional, and social development will be nurtured in a well planned and run program. Questions about any program in the Boy Scouts of America, especially with regard to children’s health and safety, equipment, play materials, and staff can be answered by contacting the Council office at 303-455-5522. Please feel free to observe the program at your convenience as well. For additional information, consult the Colorado Division of Child Care at 1575 Sherman Street, Denver Colorado 80203-1714 or by phone at 303-866-5958.

PEACEFUL VALLEY SCOUT RANCH CAMP CRIS DOBBINS

The map illustrates the layout of Camp Cris Dobbins, a Scout ranch. Key features include:

- Entrance and Orientation:** The map is oriented with North (N) at the top. The "CAMP ENTRANCE" is at the bottom left, with "ELBERT ROAD" running horizontally. A "HORSE CORRAL" and "BARN" are located near the entrance. An arrow points "TO CAMP DIETER" towards the top left.
- Central Facilities:** The "HEAD-QUARTERS" is marked with a star in the center. Other central buildings include the "TRADING POST", "EAGLEBOUNCE", "HEALTH LODGE", and "QUARTER-MASTER". A "POOL" is situated near the trading post.
- Campsites and Activity Areas:** Numerous campsites are labeled, including "FORT COLLINS HOLLYWOOD", "TOMBSTONE CAMPSITE", "OGALLALA CAMPSITE", "DODGE CAMPSITE", "CREDE CAMPSITE", "WICHITA CAMPSITE", "FORT GARLAND NATURE", "FORT VASQUEZ SCOUTCRAFT", "STILLWATER CAMPSITE", "ABILENE CAMPSITE", "RATON CAMPSITE", "BENTS FORT", "SANTA FE CAMPSITE", "GHOSTTOWN", "FORT LUPTON HANDICRAFT", "DEADWOOD CAMPSITE", "EL PASO CAMPSITE", "VICTOR CAMPSITE", "SEDALLIA CAMPSITE", "LAREDO CAMPSITE", and "SHOOTING RANGES". Activity areas include "FORT LARAMIE ADVENTURE", "GATES POOL", "BURNING ROCK", "TRAIL BOSS", "MCKENZIE RANGE", "EAGLEBOUNCE", "DOUGLASS", "BAKER SPRINGS", and "CHAPEL".
- Other Landmarks:** "SILVER LAKE" is a large body of water on the left. "KEPHART DINING HALL AND GILWELL HALL" is located near the lake. "RESTROOMS" and "TABOR GRAND" are also marked.
- Infrastructure:** A "CONSERVATION TRAIL" is shown on the right side, and a "CAMPFIRE" area is indicated near the bottom right.

2012 Denver Area Council Camping

Register for 2012 programs by August 31, 2011 for all sorts of benefits for you and your troop!

- **2012 Camp Leader Recognition (Limited Edition)**
 - Given to the Camp Leader who registers for 2012 Denver Area Council Camping program with a \$100 deposit.
- **Lock in 2011 camp fees**
 - For all Scouts that make a \$30 deposit by October 31, 2011, you will lock in \$240 (\$260 Out of Council, \$295 for Alpine Adventure) rate for 2011. For a Troop with 25 Scouts, this can be a significant savings!
- **Camp Loyalty Discount**
 - Use Denver Area Council camps year round at a discounted rate
- **Best Chance to get the week and campsite you want**
 - Register early to be sure you get your first choice of programs, dates and campsite!
- **Programs to meet your needs**
 - Whether it is patrol based camping, high adventure, team building, specialty programs, or the traditional merit badge camp, Denver Area Council has it all.
- **Complete this form**
 - Turn in this form to the Camp Director or the Denver Area Council office and make sure to use your Camp Leader Recognition so that others will ask you about the great programs here in the Denver Area Council.

Put us down for 2012 camping for the following programs and dates:

Check	Program	Preferred 2012 Dates	Pref. Campsite
_____	Camp Cris Dobbins	_____	_____
_____	Camp Dietler	_____	_____
_____	Alpine Adventure	_____	_____
_____	Tahosa EaglePoint	_____	_____

Camp Cris Dobbins and Camp Dietler

June 10 - 16 July 8 - 14
 June 17 - 23 July 15 - 21
 June 24 - 30 July 22 - 28
 July 1 - 7 (Camp Dietler Closed)

Alpine Adventures and EaglePoint

June 17 - 23 July 8 - 14
 June 24 - 30 July 15 - 21
 July 1 - 7 July 22 - 28

Troop/Crew # _____ District _____ Council _____

Estimate # of Youth _____ Estimate # of Adults _____

Leader _____

Address _____

City _____ State _____ Zip _____

Phone (W) _____ (H) _____ Email _____

Please submit with a \$100 deposit to the Denver Area Council, Boy Scouts of America; 10455 West 6th Avenue, Suite 100; Denver, CO 80215. 303-455-5522 FAX 303-455-4689 camping@denverboyscouts.org.

2011 SUMMER CAMP SIGN UP

Our troop wants to be a part of the fun and adventure of summer camp. We understand that camp reservations will be at a premium in 2011. We want to make arrangements now by signing up and making a \$30.00 per Scout deposit for the actual number of Scouts the troop is planning to bring to camp. We have reviewed the participation plan and are aware of the fee payment schedule.



TROOP NUMBER _____ DISTRICT _____ COUNCIL* _____
*Out of Council Troops please indicate Home Council

Camps: Please ☒ camp:

☐ *Camp Cris Dobbins*

☐ *Camp Dietler*

Dates: Please ☒ dates:

☐ June 5 – 11

☐ July 3 – 9

☐ June 12 – 18

☐ July 10 – 16

☐ June 19 – 26

☐ July 18 – 23 (LDS Week)

☐ June 26 – July 2

☐ July 25 – 30 (LDS Week)

Campsite Area Requested:

1st Choice _____

3rd Choice _____

2nd Choice _____

4th Choice _____

Estimated Scouts _____

Attendance: Leaders _____

Troops attending Cris Dobbins, and Camp Dietler, separate reservation forms are needed for each camp.

Please Print

Scoutmaster: _____ Home Phone: _____

Address: _____ Work Phone: _____

City/State/Zip: _____ Email: _____

Camp Contact Person: _____ Home Phone: _____

Address: _____ Work Phone: _____

City/State/Zip: _____ Email: _____

Attached is \$30.00 per Scout for _____ Scouts. Total \$ _____

● **Campsites will be assigned based on number of Scouts signed up with a \$30.00 per Scout deposit.** Sign up is prioritized on a first come, first serve basis and also on your estimated attendance, compared to the number of tents in a campsite. Please mail reservation form with deposit to Denver Area Council, BSA; 10455 W. 6th Avenue, Suite 100; Denver CO 80215.

FOR OFFICE USE ONLY

Date received at camp _____ By _____ Date received at Service Center _____ By _____

Receipt # _____ Amount Paid: \$ _____ Receipt # _____ Amount Paid: \$ _____

**2011 SUMMER CAMP
PAYMENT SCHEDULE / CAMPSITE CAPACITY
CAMP CRIS DOBBINS / CAMP DIETLER**

Planning and preparing for our 2011 camping season is underway. To ensure proper planning for continued quality programs and a super camping experience, the following payment schedule is required: Second Payment – March 7, 2011; Third Payment – April 4, 2011 and Final Payment – May 2, 2011. Your continued cooperation in meeting the payment schedule is appreciated. Communication is one of the key elements of camp. If your unit has any concerns or opportunities please let us know; we are here for you. You can reach the Camping Department at 303-455-5522 x2111 or camping@denverboyscouts.org.



FEES PER SCOUT/PAYMENT SCHEDULE:

Denver Area Council Troops - \$240 per Scout

First Payment - \$30.00 (non-refundable) due at time of sign up

Second Payment - \$70.00 due March 7, 2011

Third Payment - \$70.00 due April 4, 2011

Final Payment - \$70.00 due May 2, 2011

Total Fee - \$240.00 per Scout

Out of Council Troops - \$260 per Scout

First Payment - \$30.00 (non-refundable) due at time of sign up

Second Payment - \$80.00 due March 7, 2011

Third Payment - \$75.00 due April 4, 2011

Final Payment - \$75.00 due May 2, 2011

Total Fee - \$260.00 per Scout

Adult fees: First 2 leaders are free, any additional leaders will pay \$120 for the entire week or the daily rate of \$24.00.

*For Denver Area Council Troops - Units meeting their *FOS GOAL* will receive a \$10.00 per Scout discount. For specific details, contact your district executive.

REFUNDS:

No fees will be refunded after June 1, 2011, unless documented by a medical doctor or a death in the family. Scoutmaster or Camp Contact Person should request all refunds.

**CAMP CRIS DOBBINS/CAMP DIETLER
CAMPSITE CAPACITY**

CAMP CRIS DOBBINS

Campsite	Maximum Capacity	Minimum Youth	Maximum Youth
Abilene	30	20	24
Laredo	20	13	16
El Paso	30	20	24
Cripple Creek	20	13	16
Victor	20	13	16
Deadwood	40	26	32
Stillwater	20	13	16
Tombstone	40	26	32
Wichita	30	26	32
Creede	30	20	24
Sedalia	60	40	48
Dodge	50	33	40
Ogallala	50	33	40
Santa Fe	40	26	32
Raton	30	20	24

CAMP DIETLER

Caribou	40	26	32
East Tin Cup	40	26	32
Buckskin Joe	40	26	32
Eureka	40	26	32
Summitville	30	20	24
Independence	30	20	24

PARENTAL CONSENT FOR PARTICIPATION IN PEACEFUL VALLEY ADVENTURE

Scout _____ Unit _____

Date in Camp _____

Program Description

The Peaceful Valley Adventure program (“PVA”) is a special “adventure” program conducted by the staff at Peaceful Valley Scout Ranch (“Ranch”) for Scouts age 14 and up.

Possible activities conducted on the Ranch may include kayaking, rock climbing, hiking, mountain biking, and similar “adventure” activities. Participants may elect to go on an optional day excursion away from the Ranch. This trip may include some or all of these activities in Colorado Springs: Cave of the Winds lighted walking tour, Pikes Peak, Olympic Training Center, cycling or hiking at Garden of the Gods. The Ranch staff and/or unit leaders, using camp vehicles and/or unit leaders’ personal vehicles, will provide transportation and supervision. Standard BSA safety procedures and camp policies will be followed during all activities, including the off-Ranch trip.

There is an additional fee of \$25 for participation in PVA. This includes participation in the off-camp trip

Permission to Participate

I understand that participation (PVA) Peaceful Valley Adventures Program offered through the Denver Area Council, B.S.A. involves a certain degree of risk that could result in injury or death. In consideration of the benefits to be derived and after carefully considering the risk involved, and in view of the fact that the Boy Scouts of America is an organization in which membership is voluntary, and having full confidence that precautions will be taken to ensure the safety and well-being of my child, I grant consent for my child’s participation in PVA activities except as noted below.

Signature of Parent or Authorized Guardian

Date

My child shall not participate in the following PVA activities: (If nothing is noted, we assume “None”) _____

Denver Area Council Swim Classification Record

Unit _____

Date of Test _____

Full Name	Swim Classification		
	Non-Swimmer	Beginner	Swimmer
1.			
2.			
3.			
4.			
5.			
6.			
7.			
8.			
9.			
10.			
11.			
12.			
13.			
14.			
15.			
16.			
17.			
18.			
19.			
20.			
21.			
22.			
23.			
24.			
25.			

Name of Person Conducting Swim Test:

Certification:

Name _____ Signature _____

Unit Leader

Name _____ Signature _____

To expedite check in, use this form to record an individual's swim classification status as defined by the Guide to Safe Scouting (#34416D). Any change in status after this date would require a reclassification test by the Camp Aquatics Director. Please note that the Aquatics Director shall, at all times, reserve the authority to review or retest any or all of the individuals to assure that Standards have been maintained.

Swim Classification Procedures

The swim classification of individuals participating in a Boy Scouts of America activity is a key element in both Safe Swim Defense and Safety Afloat. The swim classification tests should be renewed annually, preferably at the beginning of each outdoor season. Traditionally, the swim classification test has only been conducted at a long-term summer camp. However, there is no restriction that this is the only place the test is conducted. It may be more useful to conduct the swim classification prior to a unit going to summer camp.

All persons participating in BSA aquatics are classified according to swimming ability. The classification tests and test procedures have been developed and structured to demonstrate a skill level consistent with the circumstances in which the individual will be in the water. The Swimmer's Test demonstrates the minimum level of swimming ability for recreational and instructional activity in a confined body of water with a maximum 12-foot depth and with shallow water footing or a pool or pier edge always within 25 feet of the swimmer.

The various components of each test evaluate the several skills essential to the minimum level of swimming ability. Each step of the test is important and should be followed as listed below:

SWIMMER'S TEST:

Jump feet first into water over the head in depth, level off, and begin swimming. Swim 75 yards in a strong manner using one or more of the following strokes: side stroke, breast stroke, trudgen, or crawl; then swim 25 yards using an easy resting backstroke. The 100 yards must be swum continuously and include at least one sharp turn. After completing the swim, rest by floating.

BEGINNER'S TEST:

Jump feet first into water over the head in depth, level off, swim 25 feet on the surface, stop, turn sharply, resume swimming as before, and return to starting place.

ADMINISTRATION OF SWIM CLASSIFICATION TEST (THE COUNCIL CHOOSES ONE OF THESE OPTIONS):

OPTION A (at camp)

The swim classification test is completed the first day of camp by Camp Aquatics personnel.

OPTION B (Council conducted/council controlled):

The council controls the swim classification process by predetermined dates, locations and approved personnel to serve as aquatics instructors. When the unit goes to a summer camp, each individual will be issued a buddy tag under the direction of the Camp Aquatics Director for use at the camp.

OPTION C (At unit level with council-approved aquatics resource people):

The swim classification test done at a unit level should be conducted by one of the following council-approved resource people: Aquatics instructor, BSA; Aquatics Supervisor; BSA Lifeguard; certified lifeguard; swimming instructor; or swim coach. When the unit goes to a summer camp, each individual will be issued a buddy tag under direction of the Camp Aquatics Director for use at the camp.

SPECIAL NOTE:

When swim tests are conducted away from camp or at the point of activity, the Aquatics Director shall at all times reserve the authority to review or retest all participants to ensure that standards have been maintained.



MEDICAL STATEMENT

Participant Record (Confidential Information)

Please read carefully before signing.

This is a statement in which you are informed of some potential risks involved in scuba diving and of the conduct required of you during the scuba training program. Your signature on this statement is required for you to participate in the scuba training program offered

by _____ and
Instructor

_____ located in the
Facility

city of _____, state/province of _____.

Read this statement prior to signing it. You must complete this Medical Statement, which includes the medical questionnaire section, to enroll in the scuba training program. If you are a minor, you must have this Statement signed by a parent or guardian.

Diving is an exciting and demanding activity. When performed correctly, applying correct techniques, it is relatively safe. When

established safety procedures are not followed, however, there are increased risks.

To scuba dive safely, you should not be extremely overweight or out of condition. Diving can be strenuous under certain conditions. Your respiratory and circulatory systems must be in good health. All body air spaces must be normal and healthy. A person with coronary disease, a current cold or congestion, epilepsy, a severe medical problem or who is under the influence of alcohol or drugs should not dive. If you have asthma, heart disease, other chronic medical conditions or you are taking medications on a regular basis, you should consult your doctor and the instructor before participating in this program, and on a regular basis thereafter upon completion. You will also learn from the instructor the important safety rules regarding breathing and equalization while scuba diving. Improper use of scuba equipment can result in serious injury. You must be thoroughly instructed in its use under direct supervision of a qualified instructor to use it safely.

If you have any additional questions regarding this Medical Statement or the Medical Questionnaire section, review them with your instructor before signing.

Divers Medical Questionnaire

To the Participant:

The purpose of this Medical Questionnaire is to find out if you should be examined by your doctor before participating in recreational diver training. A positive response to a question does not necessarily disqualify you from diving. A positive response means that there is a preexisting condition that may affect your safety while diving and you must seek the advice of your physician prior to engaging in dive activities.

- ____ Could you be pregnant, or are you attempting to become pregnant?
- ____ Are you presently taking prescription medications? (with the exception of birth control or anti-malarial)
- ____ Are you over 45 years of age and can answer YES to one or more of the following?
 - currently smoke a pipe, cigars or cigarettes
 - have a high cholesterol level
 - have a family history of heart attack or stroke
 - are currently receiving medical care
 - high blood pressure
 - diabetes mellitus, even if controlled by diet alone

Have you ever had or do you currently have...

- ____ Asthma, or wheezing with breathing, or wheezing with exercise?
- ____ Frequent or severe attacks of hayfever or allergy?
- ____ Frequent colds, sinusitis or bronchitis?
- ____ Any form of lung disease?
- ____ Pneumothorax (collapsed lung)?
- ____ Other chest disease or chest surgery?
- ____ Behavioral health, mental or psychological problems (Panic attack, fear of closed or open spaces)?
- ____ Epilepsy, seizures, convulsions or take medications to prevent them?
- ____ Recurring complicated migraine headaches or take medications to prevent them?
- ____ Blackouts or fainting (full/partial loss of consciousness)?
- ____ Frequent or severe suffering from motion sickness (seasick, carsick, etc.)?

Please answer the following questions on your past or present medical history with a YES or NO. If you are not sure, answer YES. If any of these items apply to you, we must request that you consult with a physician prior to participating in scuba diving. Your instructor will supply you with an RSTC Medical Statement and Guidelines for Recreational Scuba Diver's Physical Examination to take to your physician.

- ____ Dysentery or dehydration requiring medical intervention?
- ____ Any dive accidents or decompression sickness?
- ____ Inability to perform moderate exercise (example: walk 1.6 km/one mile within 12 mins.)?
- ____ Head injury with loss of consciousness in the past five years?
- ____ Recurrent back problems?
- ____ Back or spinal surgery?
- ____ Diabetes?
- ____ Back, arm or leg problems following surgery, injury or fracture?
- ____ High blood pressure or take medicine to control blood pressure?
- ____ Heart disease?
- ____ Heart attack?
- ____ Angina, heart surgery or blood vessel surgery?
- ____ Sinus surgery?
- ____ Ear disease or surgery, hearing loss or problems with balance?
- ____ Recurrent ear problems?
- ____ Bleeding or other blood disorders?
- ____ Hernia?
- ____ Ulcers or ulcer surgery?
- ____ A colostomy or ileostomy?
- ____ Recreational drug use or treatment for, or alcoholism in the past five years?

The information I have provided about my medical history is accurate to the best of my knowledge. I agree to accept responsibility for omissions regarding my failure to disclose any existing or past health condition.

Signature

Date

Signature of Parent or Guardian

Date

STUDENT

Please print legibly.

Name _____ Birth Date _____ Age _____
First Initial Last Day/Month/Year

Mailing Address _____

City _____ State/Province/Region _____

Country _____ Zip/Postal Code _____

Home Phone () _____ Business Phone () _____

Email _____ FAX _____

Name and address of your family physician

Physician _____ Clinic/Hospital _____

Address _____

Date of last physical examination _____

Name of examiner _____ Clinic/Hospital _____

Address _____

Phone () _____ Email _____

Were you ever required to have a physical for diving? ☐ Yes ☐ No If so, when? _____

PHYSICIAN

This person applying for training or is presently certified to engage in scuba (self-contained underwater breathing apparatus) diving. Your opinion of the applicant's medical fitness for scuba diving is requested. There are guidelines attached for your information and reference.

Physician's Impression

☐ I find no medical conditions that I consider incompatible with diving.

☐ I am unable to recommend this individual for diving.

Remarks _____

Physician's Signature or Legal Representative of Medical Practitioner Date _____
Day/Month/Year

Physician _____ Clinic/Hospital _____

Address _____

Phone () _____ Email _____

**NOW, the BEST place to get
Coleman products for LESS!**

www.shop.denverboyscouts.org

Check us out and SAVE!



The Outdoor Company™



**By ordering your favorite products from the Denver Boy Scouts
you not only save money, you help Scouting!**



2011 TAHOSA LODGE CALENDAR



May 6-8, 2011

**Cony Party #1 – Ordeal Weekend
Running Antelope, Kodiak (Host) at PV**

May 13-15, 2011

**Cony Party #2 – Ordeal Weekend
White Buffalo, Spirit Eagle,
White Eagle (Host) at PV**

May 20-22, 2011

**Cony Party #3 – Ordeal Weekend
Medicine Pipe, Medicine Pipe (Host) at Tahosa**

September 9-10, 2011

Fall Fellowship at Tahosa